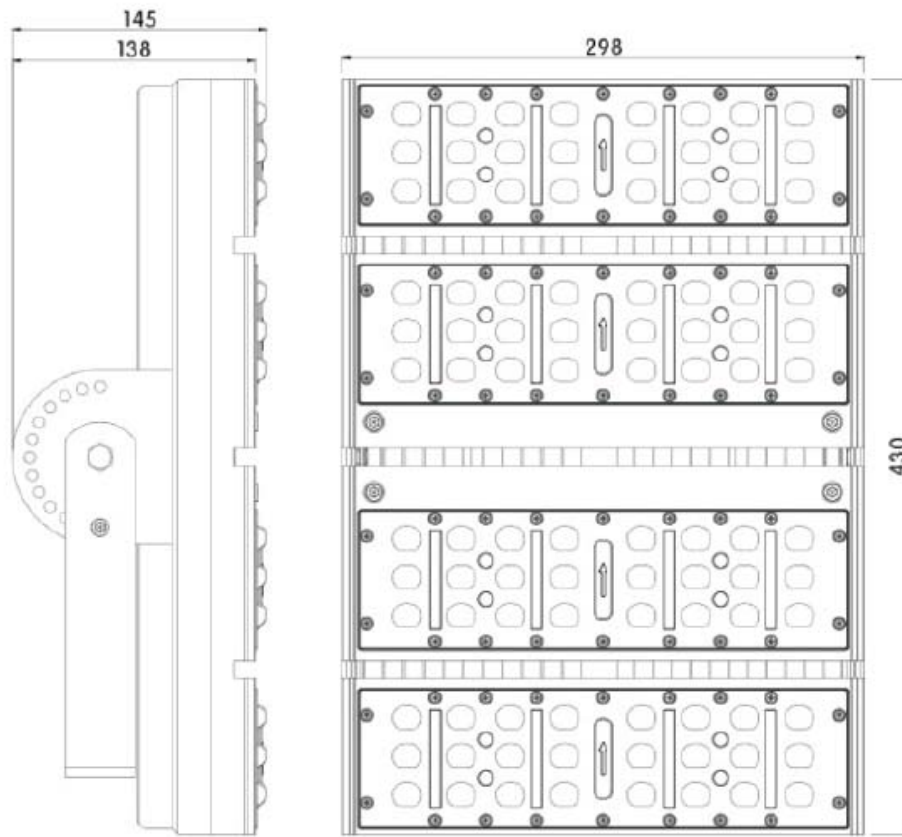


## LED Tunnel light 120W



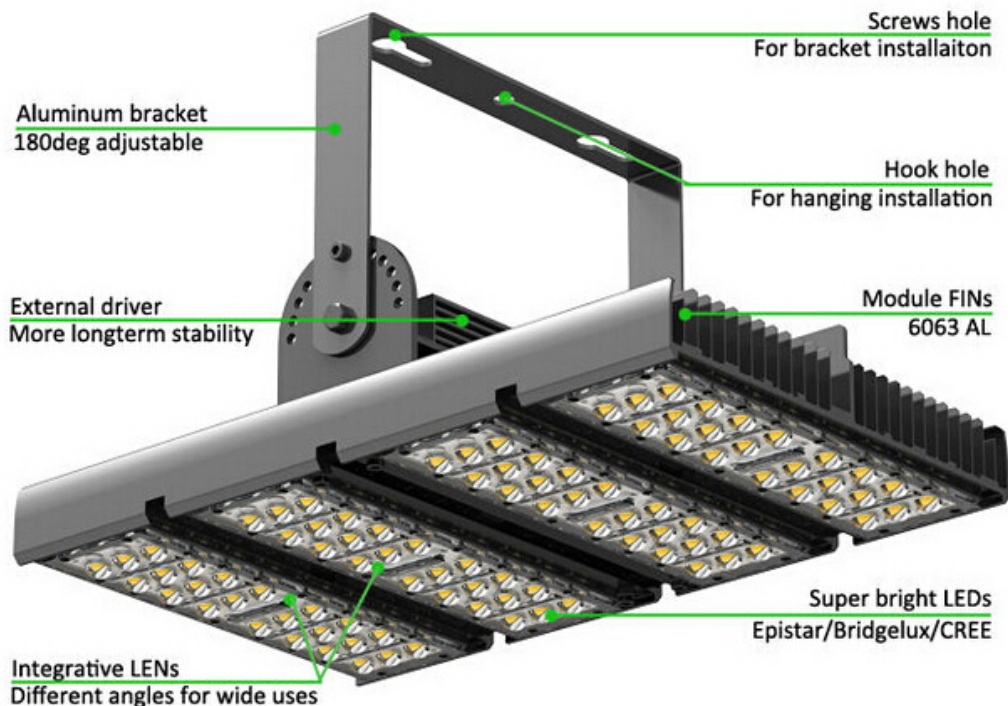
### 3: Production structure picture



### 3: Product Introduction:

LED Tunnel Light, is a new, energy-saving product that utilizes high power led's as light source, SVLED, it can be directly connected with a 100-240VAC power supply and can also be powered with the optional solar panel kit. The LED color spectrum, there is no ultraviolet light, no infrared rays, no heat, and no radiation produced. As a result, our LED Tunnel Light series are a conventional "green" lighting source.

1. **Revolutionary Photometric Design**- The world's first dedicated optical system (rectangular beam focusing lens). Reasonable control of the light distribution, spot rectangular beam pattern, and ensure an ideal uniformity of brightness on the road surface;
2. **Unique Integrated Lens and Lamphshade Design**- Array Lens play a protective and spot light role, avoid wasteful duplication of light and reduce the loss of light, also reduce the weight of the product and enable simplified structure;
3. **Creative Design of the Radiator and Lampholder Integration** - Fully protect LED life and heat dissipation requirements, satisfied with the structure and design of LED Lights fundamentally, with the most distinctive features of LED Lights(see attached picture);
4. **Direct Replacement Light Source Design** - Direct replace the existing high-pressure mercury lamp, high pressure sodium lamp, metal halide lamps, no need to change the original lamp shell;
5. **Intelligent Current Control** - Intelligent current control, whatever any deviant situation, it is able to achieve the precision constant current, ensure the LED can work under the secure current;
6. **No Light Pollution** - Light Distribution designed for road lighting, in addition to illuminate the path and will not illuminate the road outside the region. Eliminate the interference signal by the residents of the light into the rest room;
7. **No High-voltage, No Dust Adsorption** - Eliminate the high-voltage adsorb the dust cause the lamphshade become dark, reduce the brightness;
8. **Long Life, Up To 50,000 Hours** - (Working for 10 hours a day, can be used for more than 13 years), is 5-10 times working life than a traditional sodium or mercury lamp;



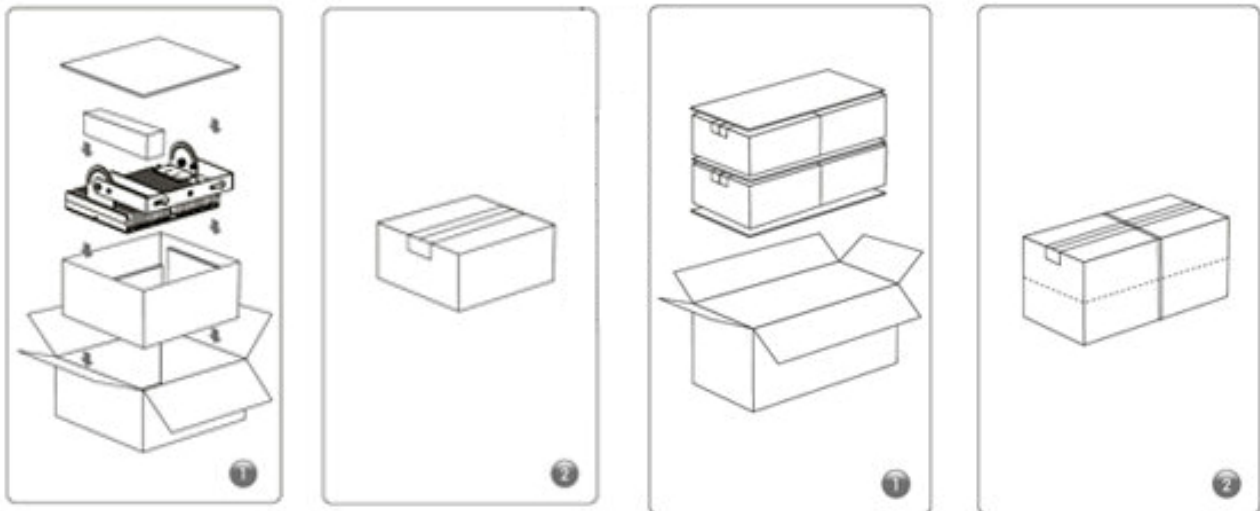
◆ 4 Product data of performance :

Product Name	LED Tunnel Light 120w
Model Number	SV-Tunnel-120W
LED Source	USA Bridgelux LED
LED Quantity	96PCS
LED Luminous Efficiency	105-115lm/W
Lamp Rated Luminous Efficiency	100lm/w
Lamp Rated Total Power	80W
Power Efficiency	>86%
Lamp Rated Total Luminous Flux	12000 lm
Color Rendering Index (CRI)	Ra > 75
Color Temperature (CCT)	Warm White: 2700-3500K
	Pure White: 4000-5000K
	Cool White: 5000-6300K
Beam Angle	Horizontal Axis: 100°; Vertical Axis: 90°
Light Distribution Curve / Beam Pattern	Rectangular Beam
Input Voltage	AC 90-305V
Frequency Range	47-63Hz
Power Factor (PF)	≥0.95
Total Harmonic Distortion (THD)	<15%
Storage Temperature	-40°C - +80°C
Working Environment	-40°C - +50°C; 10% - 95% RH
Working Lifetime	> 50,000 hours
IP Rating	IP66
Lamp Body Material	Aluminum Alloy and Toughened Glass
Net Weight	5.5 kgs
Gross Weight	7.8kgs
Product Dimension (mm)	430(L) x 298(W) x 145(H)
Package Size (mm)	495(L) x 320(W) x 195(H) (1 PC)

◆ 6 Packing & shipping data:

Power & Model	Consumption	Housing Size	Packing Size	NET weight	Gross Weight	CBM
SV-TNL-60W	60Watt	29.8*29.7*14.5CM	32*32*19.5cm(1pcs)	3.2KG	3.7KG	0.02
SV-TNL-90W	90Watt	34*29.8*14.5CM	36*32*19.5cm(1pcs)	4.5KG	4.7KG	0.023
SV-TNL-120W	120Watt	43*29.8*14.5CM	49.5*32*19.5CM(1pcs)	5.5KG	6KG	0.031
SV-TNL-180W	180Watt	59.6*34.6*15.4CM	62*36*19.5CM(1pcs)	9.8KG	10.5KG	0.04

Package



◆ 7 Installation suggestion:

- (1) Please cut off the power before installation and Ensure that the installation site can withstand the weight of the fixture.
- (2) In order to prevent the shedding of light, please make sure the installation is correct.
- (3) Please do not use it in the place with corrosive gases
- (4) Please do not overwrite any material on the lamp.
- (5) For safety, please connect the earth line to ground
- (6) The product of decomposition, modification, or failure caused by improper construction not within the scope of the guarantee.
- (7) Brown,blue, yellow-green corresponding to the line of fire, and zero line and grounding line.